

Instructions for use of Rechargeable Power Pack (Battery)

Please read and follow instructions & notices carefully before initial use of E2, E4 or E6 Power Pack. The Power Pack typically has about 40% power at time of manufacturing. Prior to first use, press the power button to activate the Power Pack BEFORE fully charging by following the steps listed below,

ONLY USE THE DESIGNATED CHARGER INCLUDED WITH YOUR POWER PACK

**NEVER CONNECT CHARGER TO POWER PACK WHEN CONNECTED TO FURNITURE. POWER PACK MUST BE DISCONNECTED FROM FURNITURE TO RECHARGE
AT NO TIME SHOULD POWER PACK INPUT AND OUTPUT OUTLETS BE USED AT THE SAME TIME**

THE POWER PACK IS NOT A BATTERY BACK UP. THE POWER PACK IS THE SOLE POWER SOURCE FOR THE FURNITURE









- 1) Connect Power Pack to the charger ensuring the correct connection port is used. The plug should fit securely in place.
- 2) Plug the charger into wall outlet. When the Power Pack is charged, the LED display will blink according to the current charge.
- 3) Once the Power Pack is fully charged, ALL LED lights will remain solid, no blinking lights. First partial charge typically ranges between 2-5 hours depending on the Power Pack you purchased.
- 4) Once full charge is achieved, unplug charger from wall and disconnect charger cable from Power Pack.
- 5) Connect Power Pack to input cable to furniture power drive. (See reverse for details) Power Pack should never be connected to charger and furniture at the same time.

Recharging Power Pack:

A solid RED LED light will illuminate when the power is at <10% remaining power. Disconnect Power Pack from power drive and follow (step 1-5 above) Complete charging will take between 4-6 hours depending on the Power Pack you purchased. The Power Pack should NEVER be discharged to ZERO. If so, the Power Pack will not recharge and will be rendered useless.

To prevent damage and prolong the life of the Power Pack, disconnect the charger once the charging cycle is completed.


The Power Packs have a short circuit and overload protection system. Should the system experience a short circuit or overload situation, power will be cut off automatically. Depending on operational conditions and usage the Power Packs can be recharged approximately 300 times. Should the Power Pack be used in a system consisting of a microprocessor or any kind of IC such as touch sensors, USB ports, lighted cup holder or actuator button(s), the Power Pack will require more frequent charging than normal, your cycle count will be DRAMATICALLY less than what is published, as these systems are always active and continuously consume power from the Power Pack. NOTE: Power Pack is not designed to be a charger or booster for wireless devices such as phones or tablets. USB PORTS SHOULD NOT BE USED IF FURNITURE IS POWERED WITH A POWER PACK. Using the Power Pack for this purpose will cause accelerated power consumption but also rapidly increases cell deterioration that severely decreases the overall life of the Power Pack. Should it be anticipated the system would sit idle for longer than 2 months, it is recommended the Power Pack be disconnected from the system to prevent complete depletion of the charge. A Power Pack coming from storage should be fully charged prior to being connected to a power drive or control system. (See 1-5 above). It is possible after long periods of storage, several cycles of charging and recharging may be required to restore the performance of the Power Pack. A fully charged and unconnected Power Pack is capable of being stored for up to 6 months when kept in a dry environment with the temperature ranges of 0-45°C(32-113°F). For optimum performance, a Power Pack should be used in an environment ranging from 20-25°C(68-77°F). The operating temperature should never exceed 40°C(104°F). Should the Power Pack not function properly; only a qualified technician is permitted to service the system. The 1 yer limited liability warranty will be voided should the unit be tampered with or modified in any way.

	CAUTION: Leaking Power Pack presents a health hazard and can cause burns to skin and eyes. Battery fluid is harmful when touched or swallowed. If you come into contact with battery fluid, clean the affected area with water and contact a doctor.
	CAUTION: Keep Power Pack out of the reach of children. POWER PACK IS NOT A TOY!
	CAUTION: Do not open or destroy the Power Pack by any means. Do not expose the Power Pack to heat or to an open flame. Do not solder or weld in the vicinity of the Power Pack. If case is compromised in any way IMMEDIATELY DISCONNECT THE POWER PACK FROM FURNITURE AND DISCONTINUE USE!
	CAUTION: Do not short circuit the Power Pack. The Power Pack IS NOT A BATTERY BACK UP and SHOULD NEVER BE CHARGING WHEN CONNECTED TO FURNITURE.
	NOTICE: Do not immerse the Power Pack in water. The battery should not be exposed to mechanical vibrations. Improper storage can reduce the performance or permanently damage the battery.
	NOTICE: The Power Pack must be charged within six months of the production date and/or charged immediately upon delivery and then after six months of storage. For some drive systems, a minimal level of current may flow even when the drive is not being used. After a prolonged period this can lead to a severely low charge on the Power Pack that may reduce the performance or permanently damage the Power Pack rendering the Power Pack useless and not rechargeable.
	CAUTION: The Power Pack should be disconnected from the control unit or power drive if the system will not be used for an extended period of time. Disconnecting will reduce the rate at which the Power Pack will lose its charge.
	The Power Pack should be disposed of properly. Do not dispose with normal household waste!

**NEVER CONNECT CHARGER TO POWER PACK WHEN CONNECTED TO FURNITURE. POWER PACK MUST BE DISCONNECTED FROM FURNITURE TO RECHARGE
AT NO TIME SHOULD POWER PACK INPUT AND OUTPUT OUTLETS BE USED AT THE SAME TIME
THE POWER PACK IS NOT A BATTERY BACK UP. THE POWER PACK IS THE SOLE POWER SOURCE FOR THE FURNITURE**


enouvation
simplifying life through technology and comfort

Power Pack Connection Diagram



NOTICE:

If your furniture has an external fitting that looks like diagram to left, Please visit www.enouvation.com for a **FREE EXT-FX adaptor** (shipping and handling fee will apply)



POWER PACK MUST BE DISCONNECTED FROM FURNITURE TO RECHARGE

USE ONLY THE ENOUVATION CHARGER PROVIDED TO RECHARGE

