

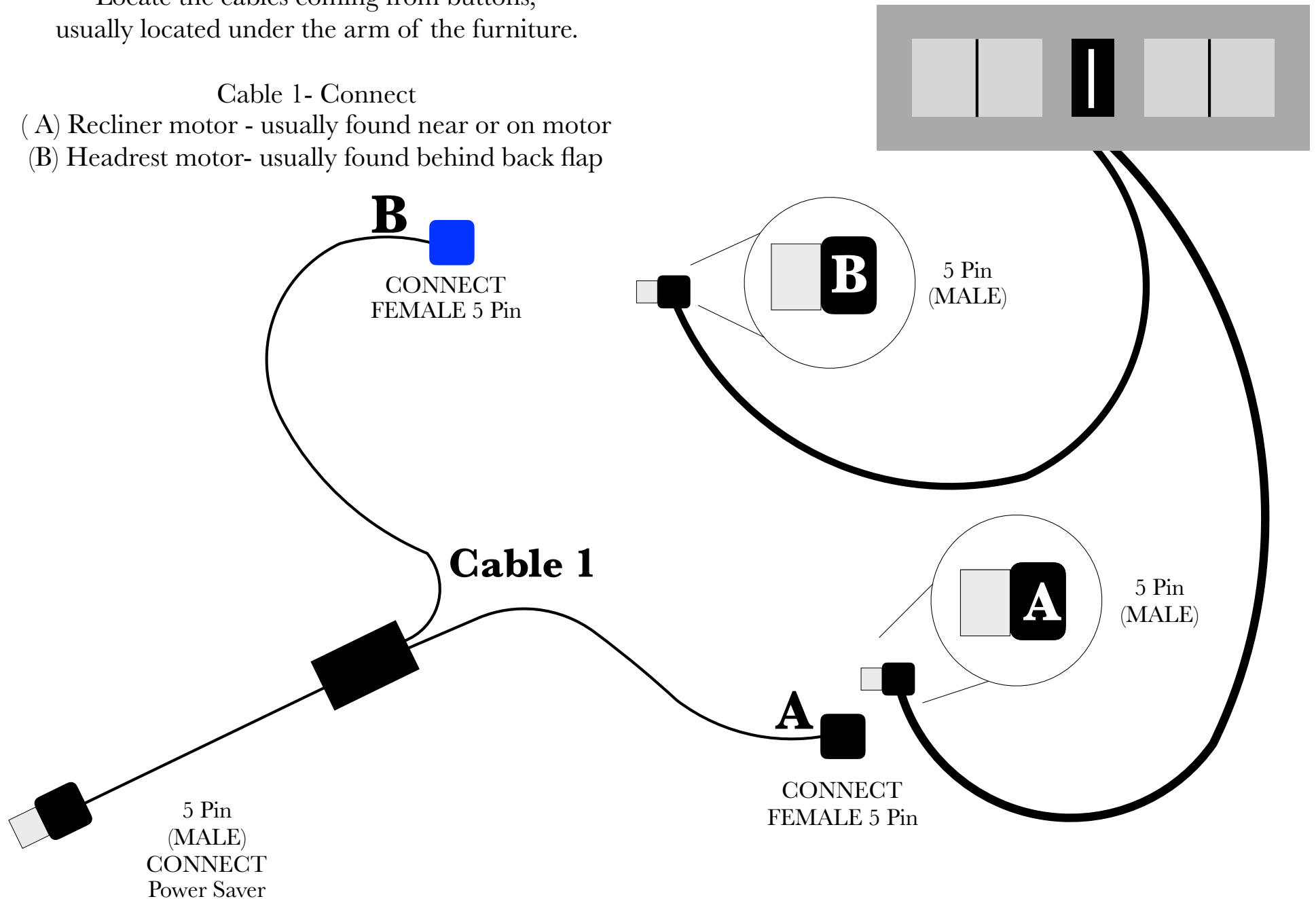
*****DISCONNECT POWER PACK OR WALL POWER BEFORE STARTING INSTALL*****

Connecting Orange Power Saver

Locate the cables coming from buttons, usually located under the arm of the furniture.

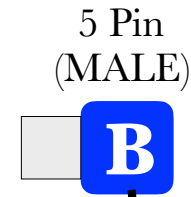
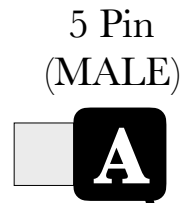
Cable 1- Connect

- (A) Recliner motor - usually found near or on motor
- (B) Headrest motor- usually found behind back flap


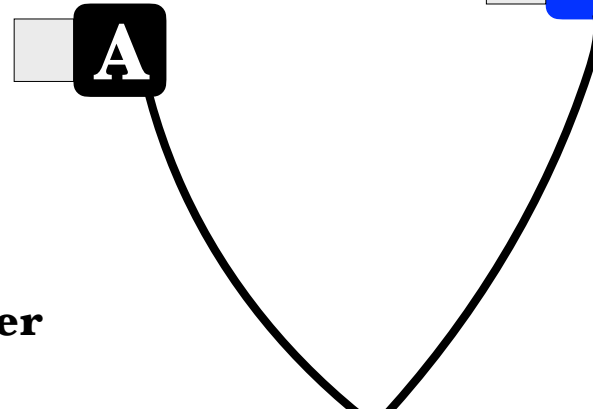


*****DISCONNECT POWER PACK OR WALL POWER BEFORE STARTING INSTALL*****

CONNECT
Recliner Motor
Where "A" disconnected
in Step 1



CONNECT
Headrest Motor
Where "B" disconnected
in Step 1



Connecting **Orange** Power Saver

Locate cables disconnected in Step 1
Not connected to Cable 1

Cable 2 - Connect

(A) Recliner motor - Connect to Female 5 Pin

(B) Headrest motor- Connect to Main Female 5 Pin

*****DISCONNECT POWER PACK OR WALL POWER BEFORE STARTING INSTALL*****

Connecting **Orange** Power Saver

CONNECT
Recliner Motor
Where "A" disconnected
in Step 1

CONNECT
Headrest Motor
Where "B" disconnected
in Step 1

